


AIR FROG-400™




Portable Gas Chromatography for VOCs in Air



Chemical Detection Range	Vinyl Chloride (MW 62.5)	2-Methyl Naphthalene (MW 142.2)
Boiling Point @ 1 atm	-13.3 °C	244.7 °C
Vapor Pressure @ 25 °C	2980 mmHg	0.067 mmHg
Instrument Specifications		
PID Lamp	10.6 eV energy	
GC Column	5.2 meter	
Weight	2.6 pounds (1.2 kg)	
Dimensions	3.5 x 3.5 x 13 inches (9 x 9 x 33cm)	
Battery Duration:	Ten hours between recharge	
External Power	90-240 AC, 50-60 Hz	
Carrier Gas	Scrubbed ambient air	
Interface:	Standard RS-232 port and Bluetooth®	

Monitor Ventilation



Defiant Technologies Inc

6814A Academy Parkway W NE
 Albuquerque, NM 87109
www.defiant-tech.com
 (505) 999-5880
 sales@defiant-tech.com

**Introducing the Air FROG-400™
 by Defiant Technologies, Inc.**

Hand-Held Gas Chromatography



Screening with Meaning

Fast Results – Cleaner System

Features

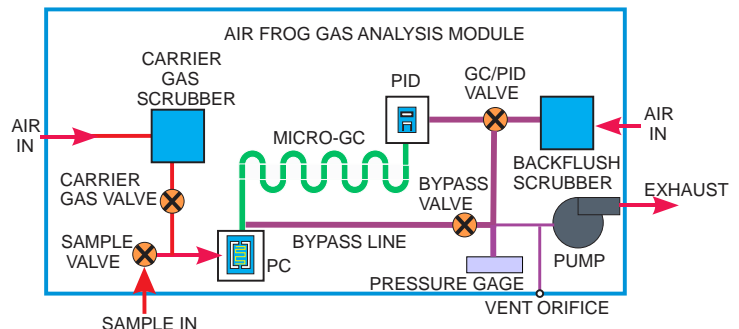
- ✓ Chemical identification in under 10 minutes with quantitative results
- ✓ Highly Portable – Only 2.6 lbs. (1.2kg)
- ✓ 12 - Hour Battery Life
- ✓ No specialty gases required
- ✓ Easy to program GC temperature
- ✓ Simple calibration process
- ✓ Quantitative results display on screen
- ✓ Chromatograms display real-time on computer
- ✓ Easy-to-use analysis software
- ✓ All test data stored in on-board memory

Applications:

Environmental Monitoring
Industrial Hygiene
Indoor Air Quality
Vapor Intrusion
Process Monitoring
Laboratory and Field Analysis

Analyze Contaminants in the Air

- Continuous air monitoring
- EPA Method TO17 Adaptation
- No external traps or canisters
- micro-thermal desorption trap for sample collection and GC injection
- Rugged micro-GC made in steel
- GC backflush to speed analysis
- Backflush to reduce sensor fouling
- Scrubbed ambient air carrier – no compressed gases needed



Take the lab to the contamination source

Air FROG Operation

- Collect: Sample air flows over the PC trap and through the GC bypass line
- Analyze: Collected sample is desorbed from PC and injected into GC column
- Identify: GC separates analytes before they reach the PID for sequential detection
- Backflush: Flow reverses through the GC as the last analyte of interest is detected
- Cleaning: Scrubbed air flows over the PID and through the GC to reduce fouling